



# Coordinates Time Game


A

B





C

D





1






2



3



4



# HOW TO PLAY

1. This game is excellent for the classroom. Split the teams into 2 or more and draw grids on the board to represent them.
2. For low levels of students simply ask them to say the time in the coordinates you say. For example if the time in the coordinate A1 was six minutes past twelve o'clock, you say A1 and within 1 second the student or group which says the time wins a point. If they are really slow increase the time to 2 seconds or more.
3. For higher levels don't say the coordinates, just give the answer and the first student to guess the problem gets the point. If A1 was six minutes past twelve o'clock, you could say: "when the hour hand points to twelve and the minute hand shows six minutes." The first student to guess the clock and tell you the coordinate A1 wins the point.
4. To give students more practice, let them take turns telling the answer of problems for others to quickly say the problem and coordinate.